



EPIC Upgrade Version 2018

ED Provider Top 4

1 FINISH INCOMPLETE CHARTS FASTER THAN EVER

Easily find patients with incomplete charts using the Finish Up Fast Track Board view instead of using In Basket. When you open the chart for a patient with charting tasks, you can use the To Do sidebar to find all your remaining tasks, complete tasks directly from the sidebar or jump into the activity to complete them, and move on to the next patient when you're done.

1.1 FIND INCOMPLETE PATIENT CHARTS

Use the Track Board to find your patients with charting tasks.

1. Click to open the Finish Up Fast view.
2. Click a patient's row to see a list of tasks in the Side-By-Side workspace.
3. Click Sign to finish incomplete orders.

The screenshot displays the ED Track Board (WI ED) interface. On the left, a table lists patients with columns for Patient, Complaint, Arrv Date, Disposition, Notes, Orders, and Tasks. The patient 'Gon, James (5 yo M)' is highlighted. On the right, the 'Finish Up Fast' view is open, showing 'Orders To Sign' and 'My Incomplete Reminders'.

Patient	Complaint	Arrv Date	Disposition	Notes	Orders	Tasks
Nocera, Fred (55 yo M)	Cough	4/28/2017	---			1
Gon, James (5 yo M)	Abdominal Pain	9/11/2017	ED Discharge to Home			3
Jones, Cameron (25 yo Male)	---	9/27/2017	---			9
Benthien, Celine (56 yo Female)	Burn	9/27/2017	ED Discharge to Home - Tran...			2
Cay, Derick (56 yo M)	---	11/28/2017	---			7
Carter, Daisy (6 yo F)	---	11/28/2017	---			7

Orders To Sign
(From admission, onward)

Orders requiring signature by: Ed Pepper, MD

Start	Action	Entered by	Sign Section	Decline Section
09/11/17 1711	X-RAY ABDOMEN 1 VW ONE TIME	Ordering (09/11/17 1710) Ed Pepper, MD	Sign	Decline
09/11/17 1627	URINALYSIS Discontinue	Ordering (09/11/17 1626) Ed Pepper, MD	Sign	Decline

My Incomplete Reminders

Title	Actions	Status	Instructions
ED Provider Note		Complete	
CLINICAL IMPRESSION			Patient needs a clinical impression
ALLERGIES REVIEWED			Allergies must be reviewed.



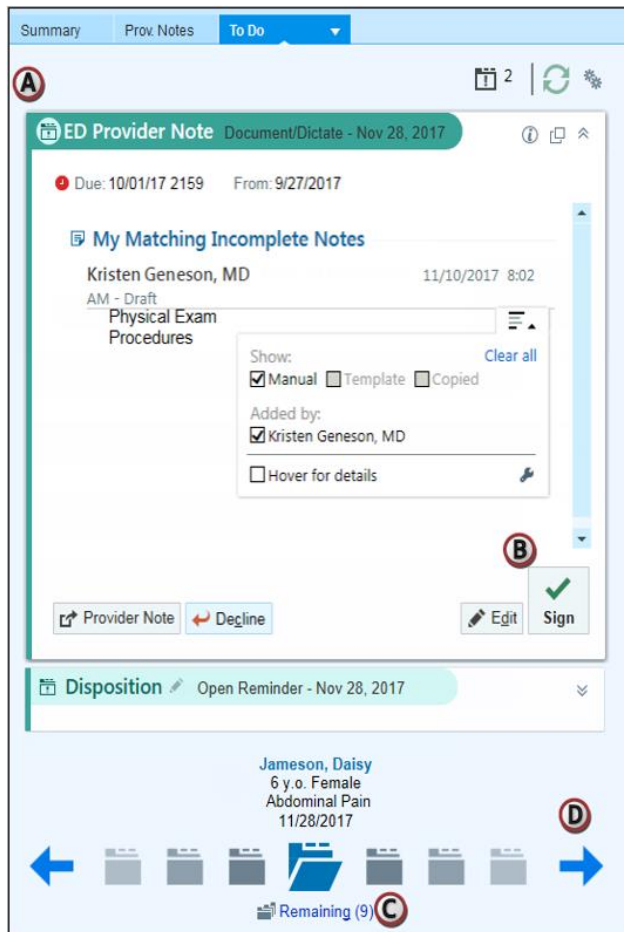
© 2017 Epic Systems Corporation. All rights reserved. Certain information contained herein is confidential and must be treated accordingly. After Visit Summary, Analyst, ASAP, Beaker, BedTime, Break-the-Glass, Breeze, Cadence, Canto, Care Elsewhere, Care Everywhere, Charge Router, Chronicles, Clarity, Cogito ergo sum, Cohort, Colleague, Comfort, Community Connect, Country Connect, Cupid, Epic, EpicCare, EpicCare Link, Epicenter, Epic Earth, EpicLink, EpicOnHand, EpicWeb, Haiku, Healthy Planet, Hyperspace, Identity, IntraConnect, Kaleidoscope, Light Mode, Lucy, MyChart, MyEpic, OpTime, OutReach, Patients Like Mine, Phoenix, Powered by Epic, Prelude, Radar, RedAlert, Region Connect, Resolute, Revenue Guardian, Rover, SmartForms, Sonnet, Stork, Tapestry, Trove, Trusted Partners, Welcome, Willow, Wisdom, With the Patient at Heart and World Connect are registered trademarks, trademarks or service marks of Epic Systems Corporation in the United States and/or in other countries. Other product or company names referenced herein may be trademarks of their respective owners. U.S. and international patents issued and pending.

This guide is based on Epic 2017.

1.2 USE THE TO DO SIDEBAR TO COMPLETE CHARTS

When you open an incomplete chart, you can use the To Do sidebar to:

1. See a list of remaining tasks.
2. Click to take action on a task. The task automatically disappears from the sidebar after you complete it.
3. Click on the Remaining link to see all your patients with outstanding charting tasks and which tasks need to be completed.
4. Jump to the next incomplete chart.



© 2017 Epic Systems Corporation. All rights reserved. Certain information contained herein is confidential and must be treated accordingly. After Visit Summary, Analyst, ASAP, Beaker, BedTime, Break-the-Glass, Breeze, Cadence, Canto, Care Elsewhere, Care Everywhere, Charge Router, Chronicles, Clarity, Cogito ergo sum, Cohort, Colleague, Comfort, Community Connect, Country Connect, Cupid, Epic, EpicCare, EpicCare Link, Epicenter, Epic Earth, EpicLink, EpicOnHand, EpicWeb, Haiku, Healthy Planet, Hyperspace, Identity, IntraConnect, Kaleidoscope, Light Mode, Lucy, MyChart, MyEpic, OpTime, OutReach, Patients Like Mine, Phoenix, Powered by Epic, Prelude, Radar, RedAlert, Region Connect, Resolute, Revenue Guardian, Rover, SmartForms, Sonnet, Stork, Tapestry, Trove, Trusted Partners, Welcome, Willow, Wisdom, With the Patient at Heart and World Connect are registered trademarks, trademarks or service marks of Epic Systems Corporation in the United States and/or in other countries. Other product or company names referenced herein may be trademarks of their respective owners. U.S. and international patents issued and pending.

This guide is based on Epic 2017.

2 LINK TO PACS IMAGES

Link to Exam Images Is Back in Results Review

Jump right to images when an exam's status is at Exam Ended or beyond. From Patient Lists or the ED Track Board, open Results Review, double-click an imaging exam with a status of Exam Ended, and click the link to view images.

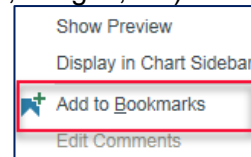
The screenshot shows a web interface for an X-Ray Chest PA And Lateral exam. The status is 'In process'. The page includes sections for MyChart Results Release (MyChart Status: Inactive), PACS Images (with a red circle around the link and a sub-link 'Show images for X-Ray Chest PA And Lateral'), External Result Report, and Exam Details. The Exam Details section includes a table with the following information:

Performed Procedure	Technologist	Supporting Staff	Performing Physician
X-Ray Chest PA And Lateral	Technologist Radiology		
Appointment Date/Status	Modality	Department	
12/15/2016 Completed	NOMH PORT15	NOMH XRAY ED	
Begin Exam	End Exam	End Exam Questionnaires	
12/15/2016 9:15 AM	12/15/2016 9:15 AM	IMAGING END ALL	

New Tab Added to Chart Review

Now you can bookmark something in a patient's chart to refer back to with the new bookmarking tab in Chart Review.

- Try it out: In Chart Review, choose a tab to browse (encounters, images, etc). Find a listed item you want to bookmark. Right click and choose Add to Bookmarks.



The bookmarked item will then be found on the new bookmark tab and will display a red dot when updated information is added or edited by another user.

The screenshot shows the Chart Review interface. The 'Chart Review' tab is selected, and the 'Add to Bookmarks' icon (a blue bookmark icon with a red dot) is highlighted with a red box. The interface includes a navigation bar with tabs for Encounters, Notes, Labs, Imaging, Cardiology, Procedures, Meds, and LDAs. Below the navigation bar, there are filters for Default filter, Me, Emergency Medicine, Bend Emergency Dept, and Admissions. The main content area shows a list of recent visits, with the first entry dated 01/28/2019 and labeled 'ED' and 'Me'.

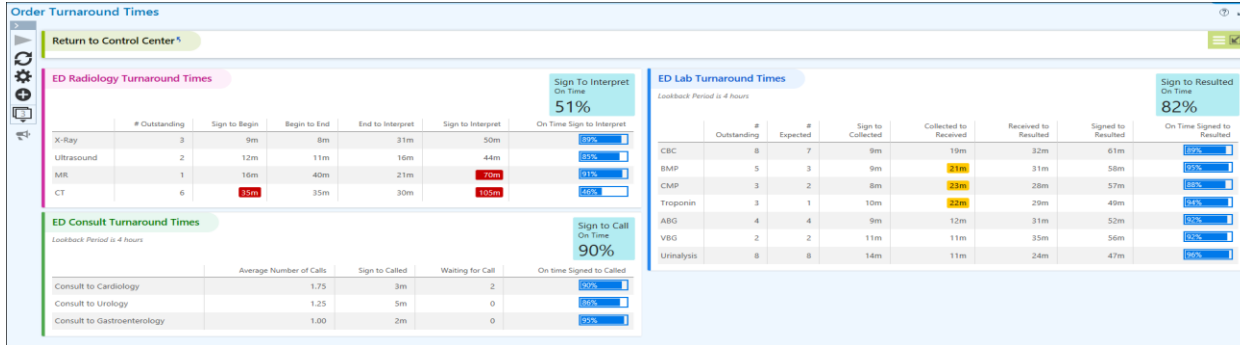


© 2017 Epic Systems Corporation. All rights reserved. Certain information contained herein is confidential and must be treated accordingly. After Visit Summary, Analyst, ASAP, Beaker, BedTime, Break-the-Glass, Breeze, Cadence, Canto, Care Elsewhere, Care Everywhere, Charge Router, Chronicles, Clarity, Cogito ergo sum, Cohort, Colleague, Comfort, Community Connect, Country Connect, Cupid, Epic, EpicCare, EpicCare Link, Epicenter, Epic Earth, EpicLink, EpicOnHand, EpicWeb, Haiku, Healthy Planet, Hyperspace, Identity, IntraConnect, Kaleidoscope, Light Mode, Lucy, MyChart, MyEpic, OpTime, OutReach, Patients Like Mine, Phoenix, Powered by Epic, Prelude, Radar, RedAlert, Region Connect, Resolute, Revenue Guardian, Rover, SmartForms, Sonnet, Stork, Tapestry, Trove, Trusted Partners, Welcome, Willow, Wisdom, With the Patient at Heart and World Connect are registered trademarks, trademarks or service marks of Epic Systems Corporation in the United States and/or in other countries. Other product or company names referenced herein may be trademarks of their respective owners. U.S. and international patents issued and pending.

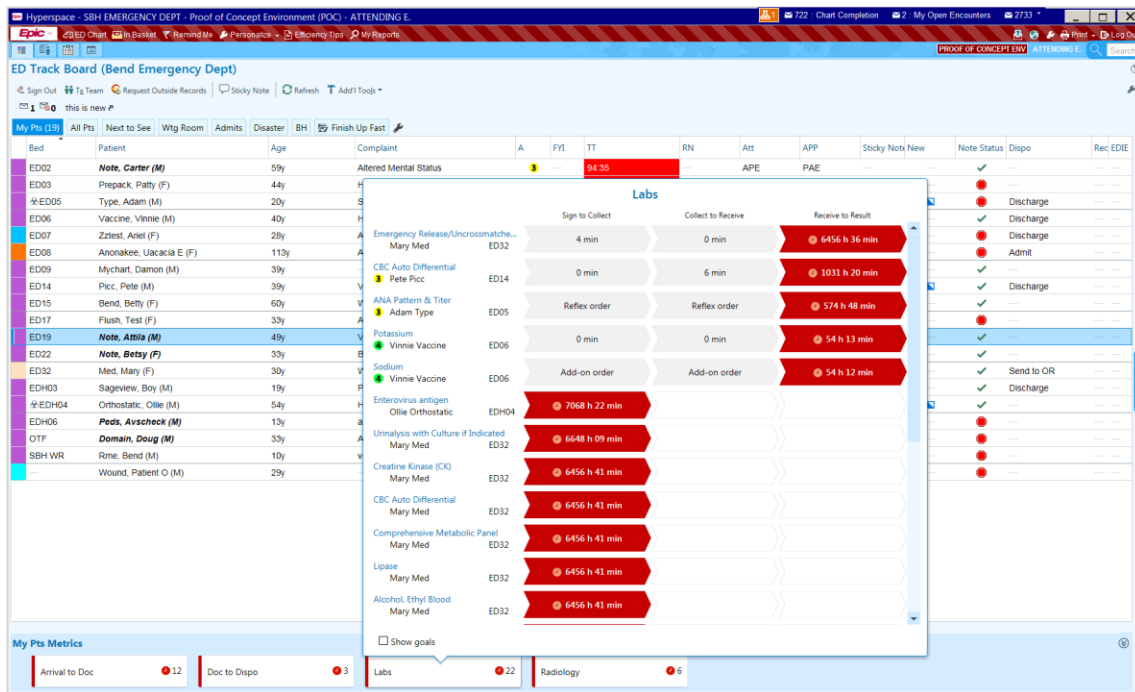
This guide is based on Epic 2017.

3 DETECT BOTTLENECKS WITH ORDER TURNAROUND TIMES DASHBOARD

Use the Order Turnaround Times Dashboard to detect when orders are stuck in a specific stage, like CT orders that are signed but not begun. This helps you identify appropriate follow up, such as calling the Radiology department.



Hover over any of the metrics on the banner from your My Pts Track Board view.

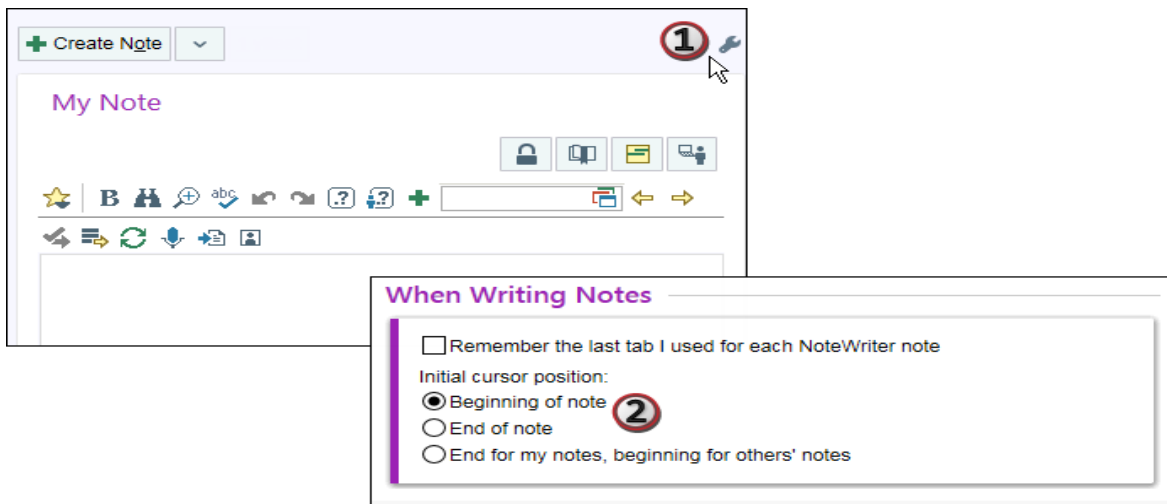


© 2017 Epic Systems Corporation. All rights reserved. Certain information contained herein is confidential and must be treated accordingly. After Visit Summary, Analyst, ASAP, Beaker, BedTime, Break-the-Glass, Breeze, Cadence, Canto, Care Elsewhere, Care Everywhere, Charge Router, Chronicles, Clarity, Cogito ergo sum, Cohort, Colleague, Comfort, Community Connect, Country Connect, Cupid, Epic, EpicCare, EpicCare Link, Epicenter, Epic Earth, EpicLink, EpicOnHand, EpicWeb, Haiku, Healthy Planet, Hyperspace, Identity, IntraConnect, Kaleidoscope, Light Mode, Lucy, MyChart, MyEpic, OpTime, OutReach, Patients Like Mine, Phoenix, Powered by Epic, Prelude, Radar, RedAlert, Region Connect, Resolute, Revenue Guardian, Rover, SmartForms, Sonnet, Stork, Tapestry, Trove, Trusted Partners, Welcome, Willow, Wisdom, With the Patient at Heart and World Connect are registered trademarks, trademarks or service marks of Epic Systems Corporation in the United States and/or in other countries. Other product or company names referenced herein may be trademarks of their respective owners. U.S. and international patents issued and pending.

This guide is based on Epic 2017.

4 SET THE DEFAULT CURSOR POSITION IN NOTES

Choose whether the cursor initially appears at the beginning or end of a note when you open it for editing. Open the Notes Personalization window (1) and choose the cursor position (2).



© 2017 Epic Systems Corporation. All rights reserved. Certain information contained herein is confidential and must be treated accordingly. After Visit Summary, Analyst, ASAP, Beaker, BedTime, Break-the-Glass, Breeze, Cadence, Canto, Care Elsewhere, Care Everywhere, Charge Router, Chronicles, Clarity, Cogito ergo sum, Cohort, Colleague, Comfort, Community Connect, Country Connect, Cupid, Epic, EpicCare, EpicCare Link, Epicenter, Epic Earth, EpicLink, EpicOnHand, EpicWeb, Haiku, Healthy Planet, Hyperspace, Identity, IntraConnect, Kaleidoscope, Light Mode, Lucy, MyChart, MyEpic, OpTime, OutReach, Patients Like Mine, Phoenix, Powered by Epic, Prelude, Radar, RedAlert, Region Connect, Resolute, Revenue Guardian, Rover, SmartForms, Sonnet, Stork, Tapestry, Trove, Trusted Partners, Welcome, Willow, Wisdom, With the Patient at Heart and World Connect are registered trademarks, trademarks or service marks of Epic Systems Corporation in the United States and/or in other countries. Other product or company names referenced herein may be trademarks of their respective owners. U.S. and international patents issued and pending.

This guide is based on Epic 2017.